TX 12/35

THE RAISING POWER

MX – TX

The TX series stackers are characterized by manual traction and electrohydraulic lifting technology. These stackers are very steady and are suitable for lifting very heavy loads safely. Version 12 (1.2 t) includes polyurethane wheels as standard to reduce resistance and effort required even with full load capacity.

START KEY AND BATTERY CUT-OFF (ISOLATOR) SWITCH

The start key on the TX stacker performs a double function:
• switches the stacker on/off;
• is an emergency control, i.e. it completely stops battery power supply and thus prevents the lifting of forks.



FOOT BRAKE

The foot brake, which is available on the MX and TX machines, performs the parking brake function.

www.pramac.com

TILLER

• The plastic cover increases the ergonomic character of the handle thus rendering the raising and transport operations even “lighter”.
• The 3-position control lever (down, neutral, up) is positioned on the steering wheel to foster manoeuvrability.

ADJUSTABLE BUFFERS

The TX 12 version is equipped with adjustable buffers that minimize possible oscillation during lifting.

www.pramac.com

Descrição			
1.1 Fabricante			LIFTER
1.3 Acionamento			Manual
1.4 Tipo de Operador			Pedestre
1.5 Capacitade de carga	Q	Kg	1200
1.6 Centro de distância de carga	c	mm	600
1.8 Carga do eixo ao final dos garfos	x	mm	780
1.9 Base de roda	y	mm	1155

Peso			
2.1 Peso de Serviço (Bateria Incluída)		Kg	474
2.2 Carga do Eixo - Frente Próxima		Kg	1137
2.2 Carga do eixo - frente carregada		Kg	537
2.3 Carga do eixo - frente vazia		Kg	345
2.3 Carga do eixo - frente vazia		Kg	129

Estrutura/Rodas			
3.1 Pneus: Rodas Estabilizadoras - Frente			POLY.C.
3.1 Rodas: Rolos de carga			NYLON
3.3 Tamanho do pneu: Rolos de carga - Diâmetro		mm	82
3.3 Tamanho do Pneu: Rolos de Carga - Largura		mm	70
3.4 Tamanho do Pneu: Estabilizadores de Rodas - Diâmetro		mm	200
3.4 Tamanho do Pneu: Estabilizadores de Rodas - Largura		mm	50
3.5 Dimensão dos pneus: rodas traseiras - Qtd. (X=livre)		nr	2
3.6 Piso da Frente	b10	mm	720
3.7 Traseira do Piso	b11	mm	410

Dimensões			
4.2 Altura do Mastro, Recuada	h1	mm	2250
4.3 Elevação Normal	h2	mm	80
4.4 Altura da Elevação	h3	mm	3410
4.5 Altura do Mastro, Estendida	h4	mm	3915
4.9 Altura Maxima em Posição de Movimento	h14	mm	1080
4.15 Altura, Baixo	h13	mm	90
4.19 Comprimento Total	l1	mm	1850
4.20 Comprimento dos Garfos	l2	mm	700
4.21 Largura Total	b1	mm	850
4.22 Garfos - Espessuras	s	mm	70
4.22 Garfos - Largura	e	mm	150
4.22 Garfos - Comprimentos	l	mm	1150
4.24 Largura dos Garfos	b3	mm	650
4.25 Distância Entre Garfos	b5	mm	560
4.32 Ao Solo,Centro de Distância Entre os Eixos	m2	mm	20
4.34 Largura do Corredor	Ast	mm	2540
4.35 Raio do Ângulo	Wa	mm	1760

www.pramac.com

Motores Elétrico		
6.2 Elevação da Potência do Motor	kW	2.2
6.4 Voltagem da bateria	V	24
6.5 Peso Minimo da Bateria	Kg	36
6.5 Peso Maximo da Bateria	Kg	36
8.4 Nível de Som no Ouvido do Condutor	dB(A)	67

Capacidade residual		
Altura de elevação (H3) 2500 mm	Kg	1200
Altura de elevação (H3) 2900 mm	Kg	800
Altura de elevação (H3) 3500 mm	Kg	600

Battery and battery charger integrated

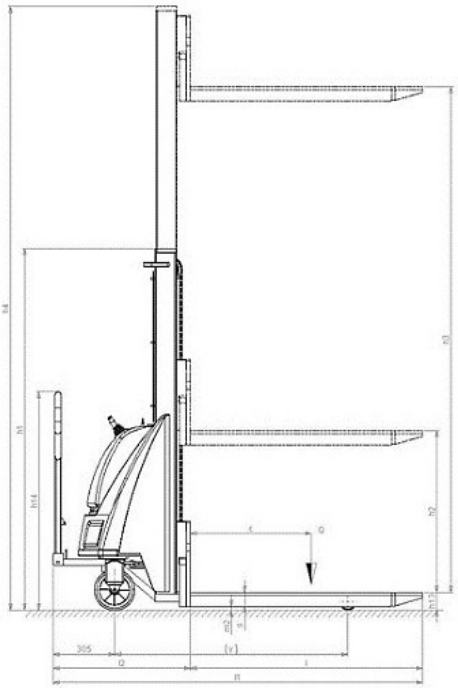

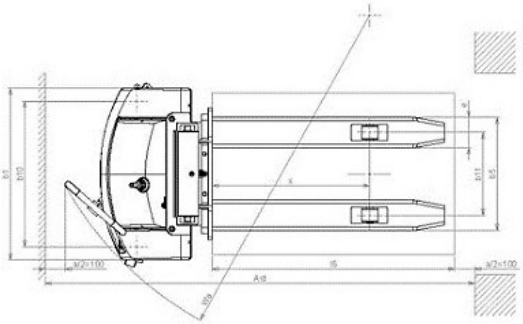

www.pramac.com

The information is aligned with the Data file at the time of download. Printed on 09/06/2020 (ID 641)

©2019 | PR INDUSTRIAL s.r.l. | All rights reserved | Image shown may not reflect actual package. Specifications subject to change without notice